



Springfield Rise | London, SE26 6JT



£325,000

Leasehold

ROBINSON-JACKSON
Our service will *move* you

Springfield Rise, London

Introducing a lovely two double bedroom split level flat nestled in upper Sydenham. This bright and airy residence boasts generous proportions throughout, accentuated by ample natural light flooding every corner. Enjoy the convenience of a great location, surrounded by green spaces and local parks, perfect for leisurely strolls. Offered chain free

Property Features

- Council Tax: B
- EPC Rating: To be confirmed
- Two Double Bedrooms
- Modern Purpose Built Flat
- Chain Free
- Leasehold
- Double Glazing
- Laminate Flooring Where Stated
- Ample Storage



Interior

Entrance Hall Storage, laminate flooring, radiator

Lounge Double glazed window to rear, laminate flooring, radiator

Kitchen Double glazed window to front, range of wall and base units, laminate work surface, stainless steel sink with drainer, space for oven, space for fridge/freezer, washing machine plumbed for, laminate flooring

Master Bedroom Double glazed window to rear, built in cupboard, carpet, radiator

Bedroom Two Double glazed window to front, built in cupboard, carpet, radiator

Bathroom Panelled bath, electric shower, shower screen, wash hand basin with vanity unit, vinyl flooring, radiator

Separate WC Low flush WC, vinyl flooring, radiator

Balcony

Exterior

Balcony

To be advised Information

Time remaining on lease: 117 years

Ground Rent: £10 P/A

Service Charge: £254.23 P/M

Additional Information

Double glazing

Central heating

Laminate flooring where stated

Ample storage

Entry phone

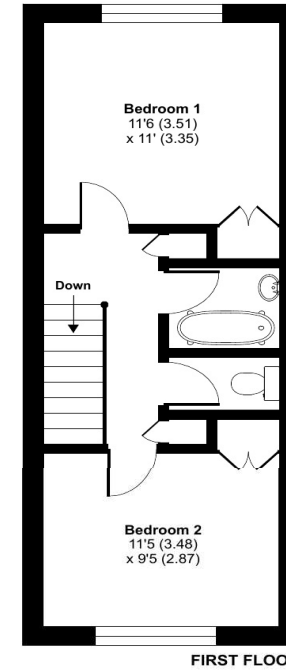
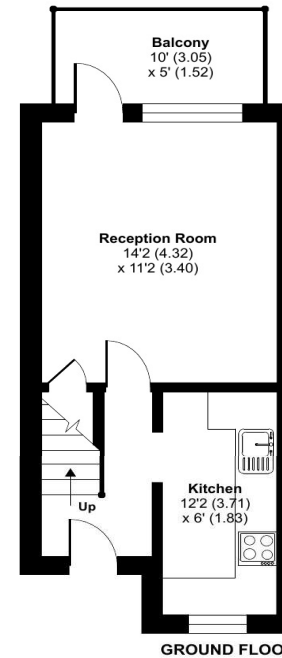
Chain free

Leasehold

Situated in the popular Upper Sydenham area

Excellent location for Sydenham Station

Conveniently located for local high street shops and amenities, Wells Park and Sydenham Hill Wood & Cox's Walk



Approximate Area = 657 sq ft / 61 sq m
For identification only - Not to scale



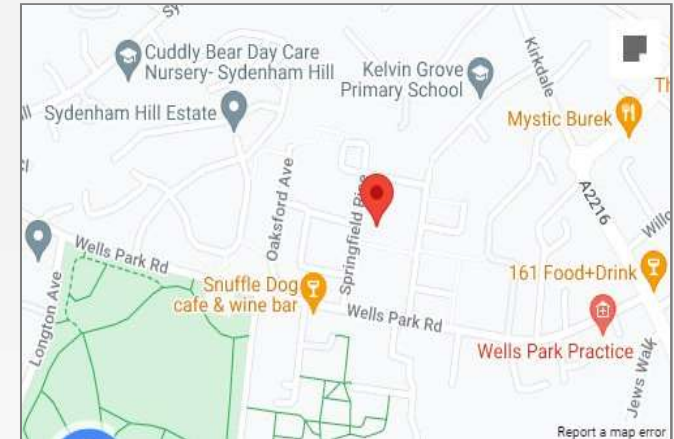
Floor plan produced in accordance with RICS Property Measurement Standards incorporating International Property Measurement Standards (IPMS2 Residential). © nchecon 2024.





Property Location

Springfield Rise, London, SE26 6JT



Horniman Museum & Gardens Crystal Palace Canada Water Station Train to London Bridge

*All distances from branch postcode. Train time from nearest station.

**FOR MORE INFORMATION
CONTACT US TODAY.**

020 8776 6660

Robinson Jackson
256 Kirkdale,
Sydenham,
London SE26 4NL

sydenham@robinson-jackson.com

