



Phillips Close | West Dartford, Kent, DA1 3HB



Guide Price £425,000 to £450,000
Freehold

ROBINSON-JACKSON
Our service will *move* you

Phillips Close, West Dartford

Robinson Jackson are pleased to offer this well presented and maintained three double bedroom family home located ideally for sought after Primary and Grammar Schools along with popular transport link

Property Features

- Council Tax: D
- EPC Rating: C
- Three Double Bedrooms
- Catchment to Popular Schools
- Detached Garage and Parking
- Landscaped Rear Garden
- Cul De Sac Location
- Access to Stations



Interior

Entrance Hall 2.87m x 2.51m (9'5" x 8'3") Double glazed window and door to front. Radiator. Laminate flooring.

Living Room 5.82m x 3.63m (19'1" x 11'11") Double glazed window and French doors to rear. Radiator. Laminate flooring.

Kitchen 3.5m x 3.15m (11'6" x 10'4") Double glazed window to front. Range of wall and base units with complementary worksurfaces over incorporating stainless steel sink drainer. Integrated double oven, hob and extractor hood. Integrated dishwasher. Plumbed for washing machine. Cupboard housing boiler. Space for 'American' style fridge freezer. Part tiled walls. Tiled flooring.

Landing Access to partially boarded loft. Carpet.

Bedroom One 3.66m x 3.33m (12' x 10'11") Double glazed window to rear. Fitted wardrobes. Radiator. Carpet.

Bedroom Two 3.68m x 2.36m (12'1" x 7'9") Double glazed window to rear. Radiator. Carpet.

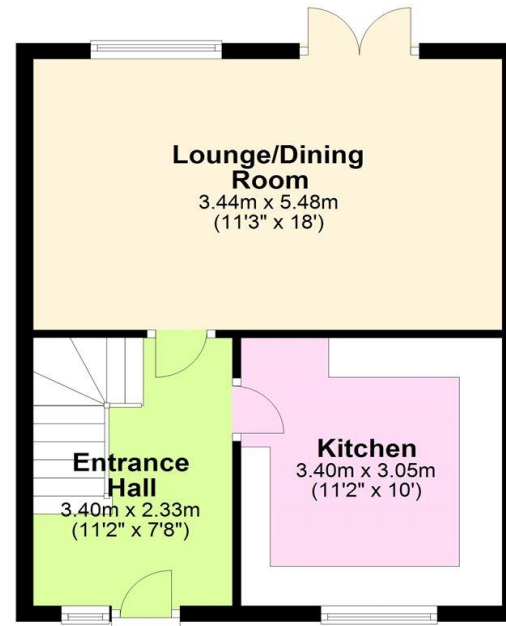
Bedroom Three 3.53m x 2.4m (11'7" x 7'10") Double glazed window to front. Fitted wardrobes. Radiator. Carpet.

Bathroom Double glazed window to front. Vanity wash hand basin. Panelled bath with shower over. Heated towel rail. Part tiled walls. Vinyl flooring.

Separate Wc Double glazed window to front. Low level Wc. Vinyl flooring.

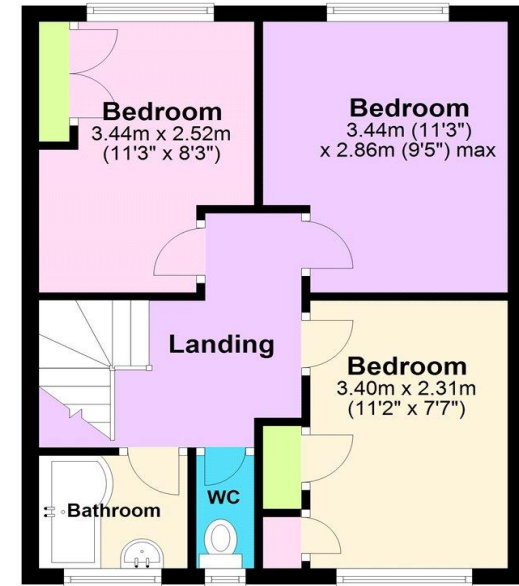
Ground Floor

Approx. 38.0 sq. metres (409.3 sq. feet)



First Floor

Approx. 38.0 sq. metres (409.3 sq. feet)



Total area: approx. 76.1 sq. metres (818.7 sq. feet)

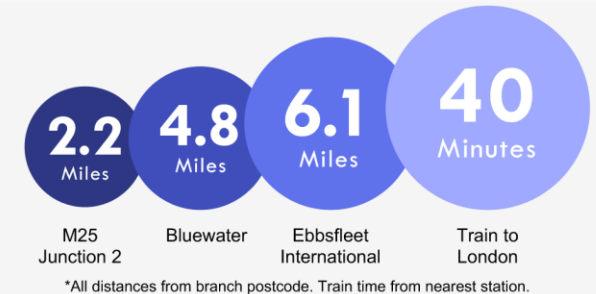
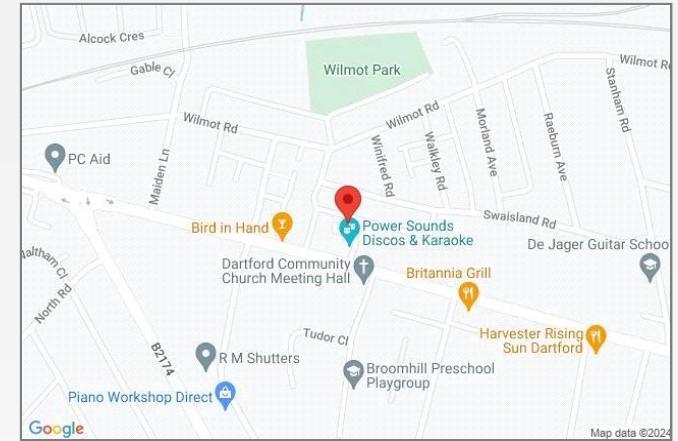
This plan is for general layout guidance and may not be to scale.
Plan produced using PlanUp.





Property Location

Phillips Close, West Dartford, Kent, DA1 3HB



Additional Information

The boiler is located in the kitchen.

The property measures: 75 Sqm

The seller is looking to buy another property

The garden faces South.

Exterior

Front Garden: Pattern imprinted driveway for upto three cars.

Rear Garden: Approx 45'. Patio. Lawn. External power and lighting.

Garage: 15'4 x 8'2. Up and over door. Power and lighting.

**FOR MORE INFORMATION
CONTACT US TODAY.**

01322 281281

Robinson Jackson
22 Market Street,
Dartford,
Kent DA1 1EZ

dartford@robinson-jackson.com

