



Hatton Close | Northfleet, Gravesend, DA11 8SD



2



1



1

Asking Price £300,000 Freehold

EPC = E

ROBINSON MICHAEL & JACKSON

Our service will *move* you

Hatton Close, Northfleet

This 2-bedroom mid terraced house is situated in a sought-after cul-de-sac in Northfleet. Benefiting from an allocated parking space en-block & walking distance to local amenities. Call now to view!

Property Features

- Sought After Location
- Off Street Parking
- Walking Distance to Local Amenities
- Low Maintenance Rear Garden
- Quiet Cul-de-Sac



Interior

Entrance Hall: 10'11" x 5'11" Double glazed door. Stairs to first floor. Built-in cupboard housing meters and consumer unit. Laminate flooring.

Lounge: 4.2m x 3.58m (13'9" x 11'9") Double glazed window and door to rear. Coved ceiling. Laminate flooring with under-floor heating.

Kitchen: 3.45m x 1.83m (11'4" x 6') Double glazed window to front. Wall and base units with work surface over. Sink and drainer unit with mixer tap. Space for appliances. Tiled splash back. Laminate flooring.

First Floor Landing: Carpet. Loft access. Doors to:-

Bedroom 1: 3.76m x 2.72m (12'4" x 8'11") Double glazed window to rear. Laminate flooring with under-floor heating.

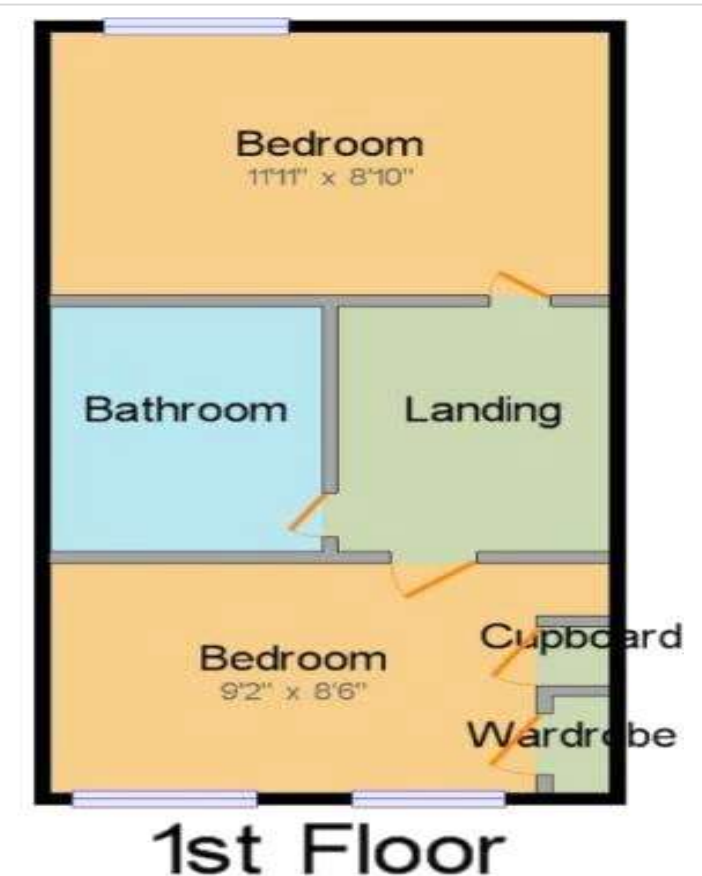
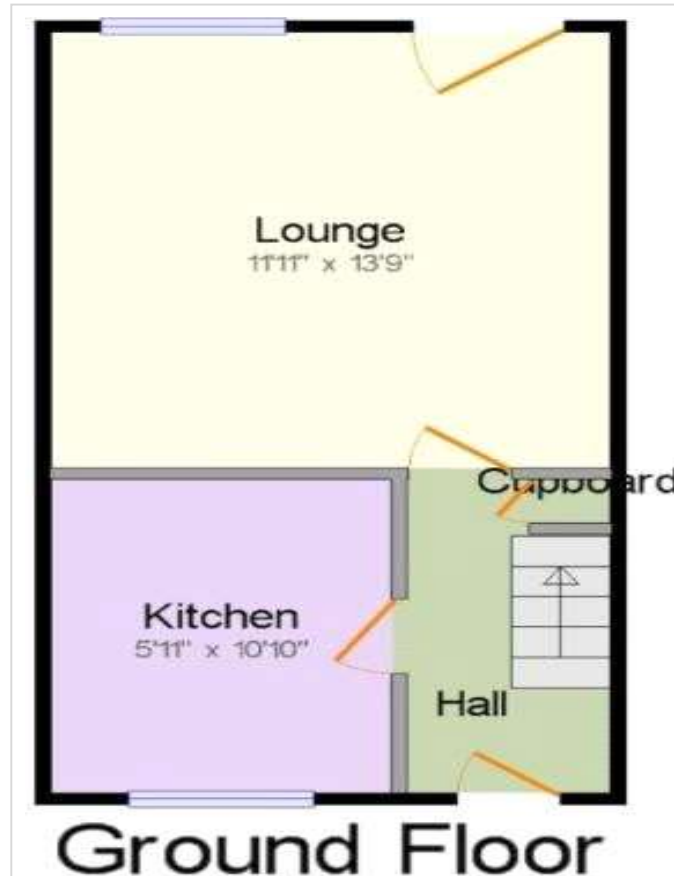
Bedroom 2: 2.8m x 2.64m (9'2" x 8'8") Double glazed window to front. Built-in airing cupboard. Laminate flooring with under-floor heating.


Bathroom: 1.88m x 1.73m (6'2" x 5'8") Suite comprising panelled bath with mixer tap and electric shower over. Pedestal wash hand basin. Low level w.c. Fully tiled walls. Vinyl flooring.

Exterior

Rear Garden: Approx. 30ft: Decked area. Astro turf. Fenced enclosed.

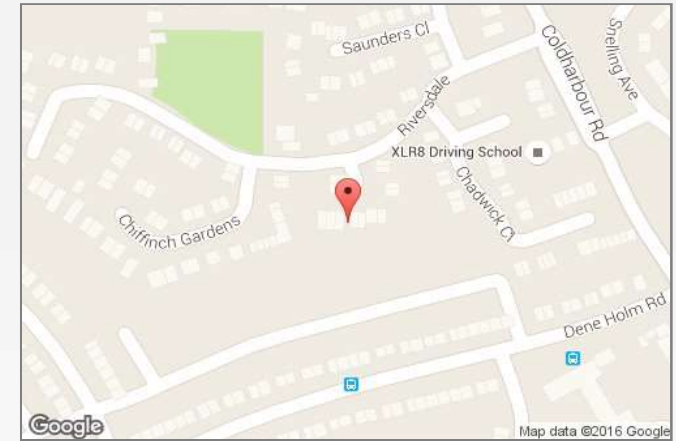
Parking: One allocated parking space en-block.





Property Location

Hatton Close, Northfleet, Gravesend, DA11 8SD



Additional Information

Gravesend is the stop before Ebbsfleet International and benefits from the new high speed rail connection. Commuters can travel into St. Pancras International from Gravesend in just 17 minutes. Going in the opposite direction you can be in Paris in just two hours. Trains from Gravesend also run into London Bridge, Waterloo East and Charing Cross. There are direct bus routes to Bluewater and major towns in Kent, like Dartford and Rochester. The A2 passes through Gravesend and offers a direct road route into Central London or out to the M25 and Canterbury.

**FOR MORE INFORMATION
CONTACT US TODAY.**

01474 333111
Robinson Michael & Jackson
21 King Street,
Gravesend,
Kent DA12 2EB
gravesend@robinson-jackson.com

