



Hillary Avenue | Northfleet, DA11 8NS



Guide Price £325,000-£350,000

Freehold

**ROBINSON MICHAEL & JACKSON**  
Our service will *move* you

# Hillary Avenue, Northfleet

GUIDE PRICE £325,000-£350,000

Introducing this two bedroom semi detached property with huge potential for extension STPP on a corner plot. A first time buyers dream with room to expand.

## Property Features

- Council Tax: C
- EPC Rating: C
- Open plan kitchen diner
- Potential for further extending STPP
- Two double bedrooms
- Great condition throughout
- Separate living room
- Large front garden



## Interior

**Entrance Hall:** 9;2 x 1.55m (9;2 x 5'1") Double glazed door into entrance hall. Double glazed window to side. Radiator. Wood flooring. Doors to:-

**Lounge:** 3.66m x 3.68m (12' x 12'1") Double glazed window to front. Radiator. Built-in fireplace. Wood flooring.

**Kitchen/Diner:** 5.56m x 2.77m (18'3" x 9'1") Double glazed window to rear x 2. Double glazed door to side. Wall and base units with work surface over. Free standing oven and hob, dishwasher, washing machine and tumble dryer. Tiled flooring.

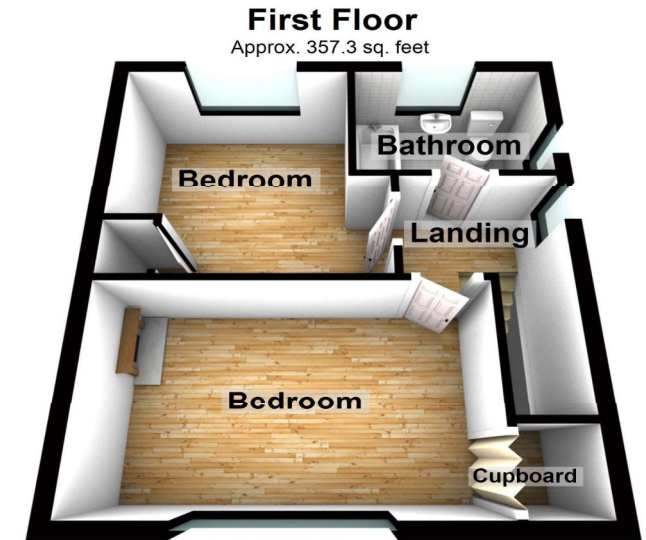
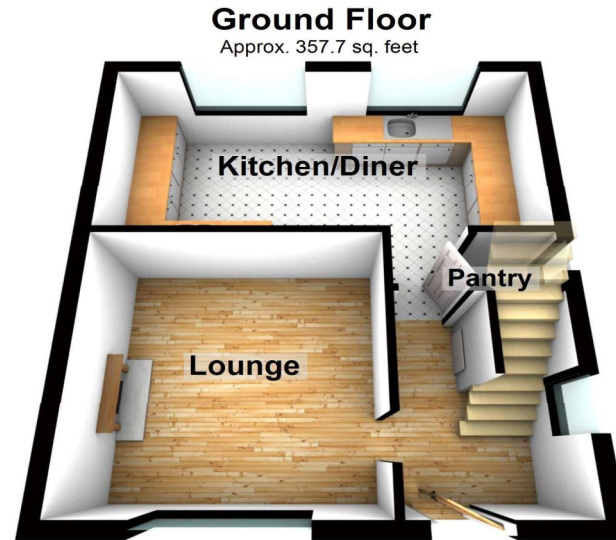
**First Floor Landing:** 1.98m x 1.47m (6'6" x 4'10") Double glazed window to side. Loft hatch. Carpet. Doors to:-

**Bedroom 1:** 4.37m x 2.9m (14'4" x 9'6") Double glazed window to front. Radiator. Built-in cupboard. Carpet.

**Bedroom 2:** 3.45m x 3.45m (11'4" x 11'4") Double glazed window to rear. Radiator. Built-in cupboard. Carpet.

**Bathroom:** 2.54m x 1.83m (8'4" x 6') Double glazed frosted window to side and rear. Suite comprising panelled bath with overhead shower. Wash hand basin. Low level w.c. Tiled walls. Tiled flooring.

## Exterior



**Total area: approx. 715.0 sq. feet**

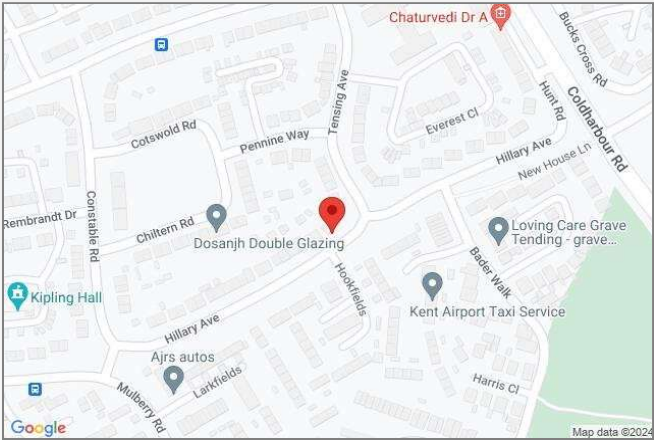
Please be advised this plan is offered for marketing purposes only. It can not be relied upon for exact or precise measurements, angles, window or door openings. Whilst every effort is made to ensure the accuracy the company or provider accepts no responsibility for the content.  
Plan produced using PlanUp.





## Property Location

Hillary Avenue, Northfleet, DA11 8NS



Ebbsfleet International    Bluewater    M25 Junction 2    Train to London

\*All distances from branch postcode. Train time from nearest station.

**FOR MORE INFORMATION  
CONTACT US TODAY.**

01474 333111  
Robinson Michael & Jackson  
21A & B King Street,  
Gravesend,  
DA12 2EB  
gravesend@robinson-jackson.com



These particulars do not form part of an offer or contract and must not be relied upon as statements or representation of fact. Any areas, measurements, journey times or distances are approximate. The text, images, photographs and plans are for guidance only and are not necessarily comprehensive. It should not be assumed that the property has all necessary planning, building regulation or other consents and we have not tested any services, equipment or facilities. References to tenure are based on information supplied by the seller. Buyer should verify all information themselves by inspection or otherwise prior to a legal commitment to purchase. Photos and images are subject to copyright.