



Vanbrugh Park Road West | London, SE3 7QD

 1  1  0

Offers in excess of £240,000

Leasehold

ROBINSON-JACKSON
Our service will *move* you

Vanbrugh Park Road West, London

Studio flat ideally located within walking distance of Greenwich Park, perfect for professionals & first time buyers. This property offers a separate kitchen and a bright, airy living space that feels much larger than a typical studio. Further benefits are communal gardens & residents parking.

This lovely studio flat is perfect for those seeking a convenient and comfortable home in a friendly environment.

Don't miss out on this opportunity to live in a fantastic area! Contact us today to arrange a viewing.



Interior

ENTRANCE HALL: 2.20m x 0.80m (7'3" x 2'7") Entrance door, fitted carpet, built in storage, access to all rooms.

STUDIO: 4.33m x 3.29m (14'2" x 10'10") Two double glazed windows, fully fitted carpet, entry phone system, access to kitchen.

KITCHEN: 2.20m x 1.61m (7'3" x 5'3") Double glazed window, range of wall and base units, stainless steel sink unit with mono taps, plumbed for washing machine, space for cooker and fridge, tiled splash back, vinyl floor.

BATHROOM: 1.76m x 1.51m (5'9" x 4'11") Panel enclosed bath with shower attachment, pedestal wash hand basin, low level w.c., partly tiled walls and tiled floor.

Exterior

Communal gardens and residents car park.

Leasehold Information

Length of Lease: 999 Years from 1st January 1985*

Time remaining on lease: Approx. 959 Years*

Service Charge: £1,200 per year *

Ground Rent: £80 per year *

Ground Rent Review Period: TBC*

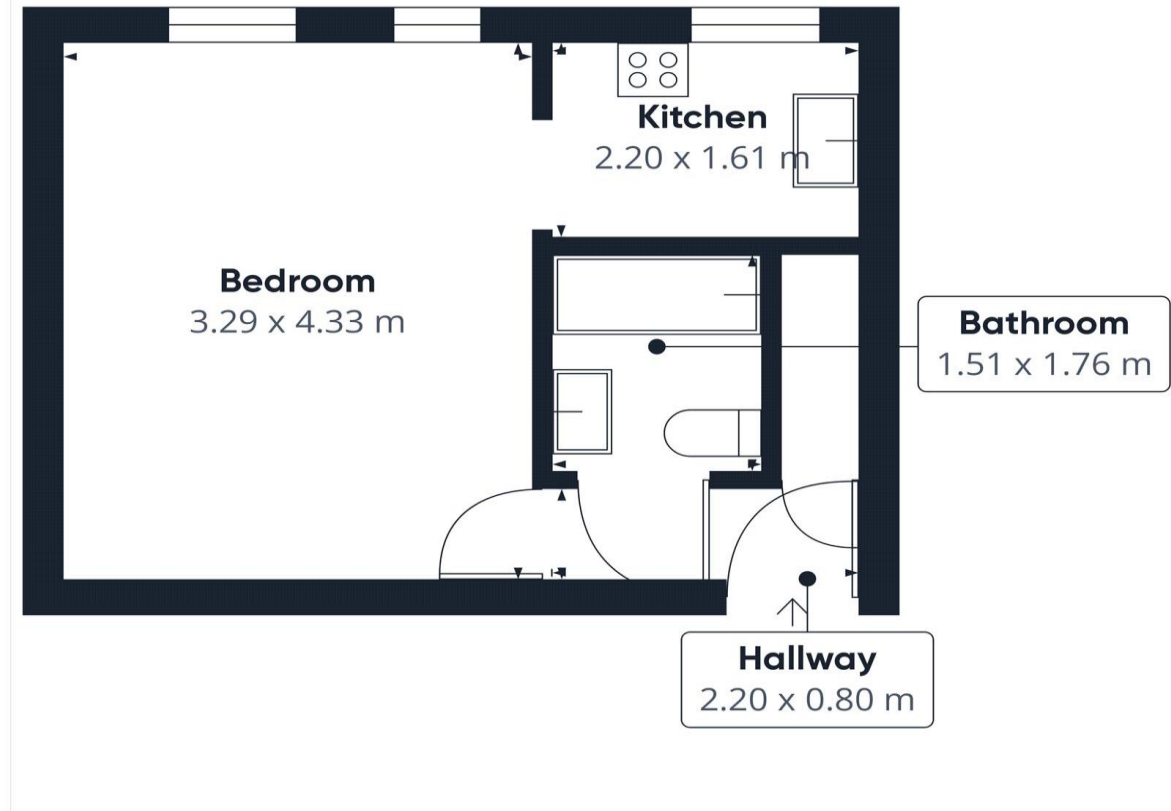
(*to be verified by Vendors Solicitor)

Additional Information

Local Authority: Royal Borough of Greenwich

Council Tax: Band B (£1,493.61 pa)

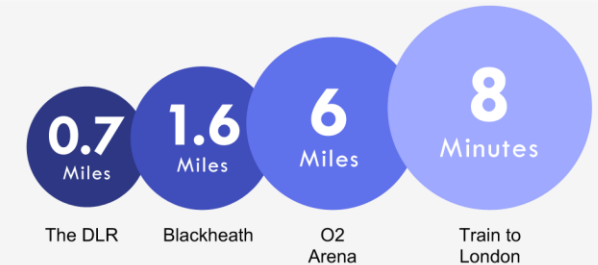
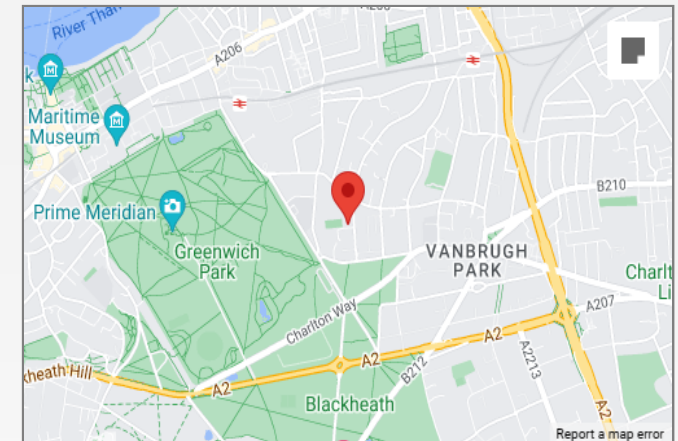
EPC Rating: C





Property Location

Vanbrugh Park Road West, London, SE3 7QD



*All distances from branch postcode. Train time from nearest station.

Location

You'd be hard pushed to find a town more steeped in maritime history than Greenwich. Its Thames-side location is joined by the Cutty Sark and the National Maritime Museum. Greenwich Park is a Royal open space featuring the Royal Observatory and the prime meridian line.

The town centre is known for its craft and antiques markets, with bars, restaurants and the 'Up The Creek' comedy club attracting residents, tourists and Greenwich University students alike.

Property Features

- Large studio flat
- Separate kitchen
- Communal gardens
- Shared Parking
- Great location for transport links
- Chain Free
- Total floor area: 24m²= 258ft² (guidance only)

FOR MORE INFORMATION
CONTACT US TODAY.

020 8297 8777

Robinson Jackson
27 Lewis Grove,
Lewisham,
London, SE13 6BG

lewisham@robinson-jackson.com

